

The marine industry in Australia by the numbers

2018 Industry data



Turnover in 2017/18

\$8.47bn

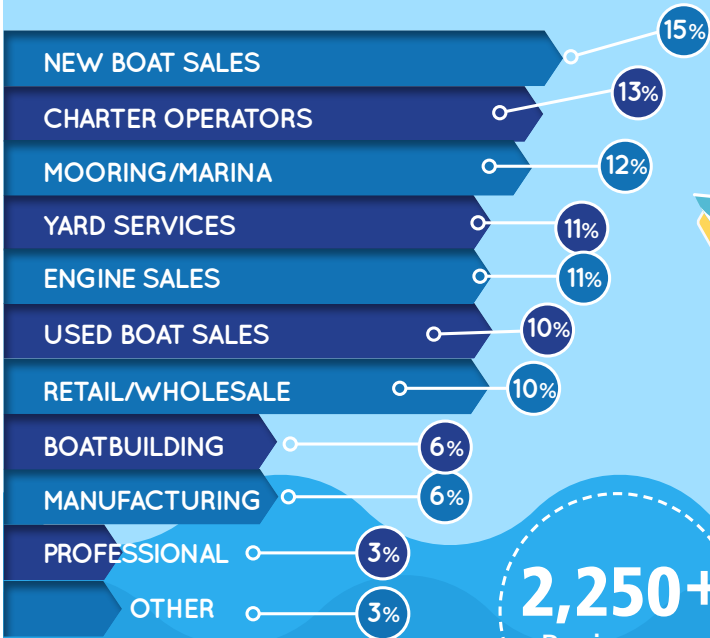


27,685

People are employed by the industry, with a flow on of thousands more in tourism jobs



Industry profile by sector



The marine industry covers a broad range of sectors, with boat sales, storage, yard services and charter operators leading the way.

2,250+
Businesses

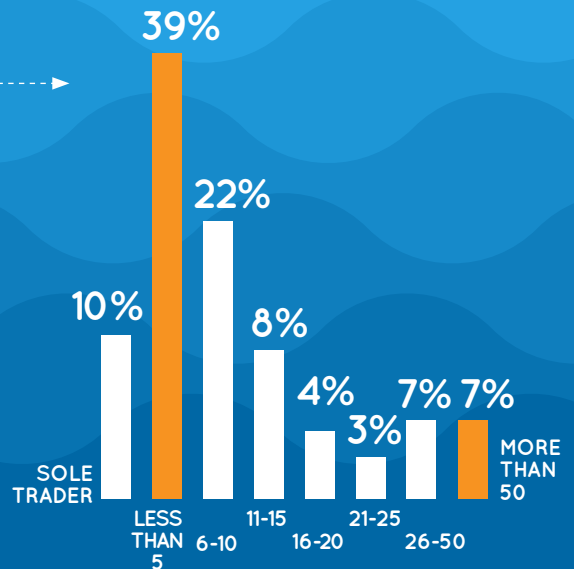
Operating in the recreational boating sector in Australia

Industry profile by employment

Companies in the marine industry are predominantly smaller businesses, typically employing less than 5 people.



But with a number of larger companies in the boatbuilding and professional sectors

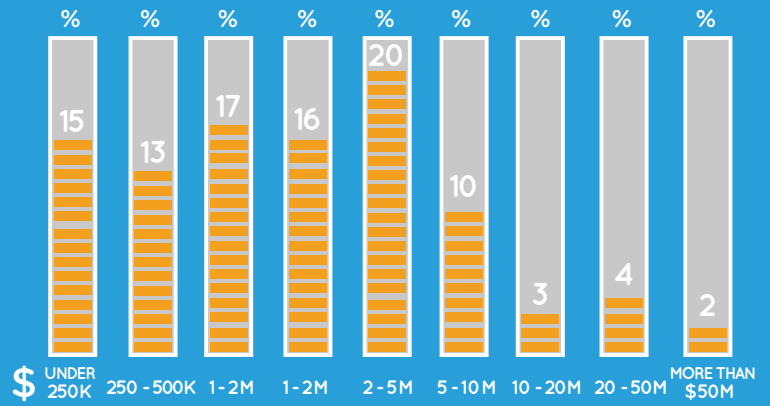


SOURCE: AMIAG STATE OF THE INDUSTRY SURVEY, JULY 2018

70%

are forecasting growth over the next 12 months

Industry Turnover



The boating industry has seen **steady, healthy growth** over the last three years, picking up from a down turn in 2013 – 2015

A nation of boaters



2 million

Boating is one of the leading pastimes in Australia – over 2 million Aussies have a boat licence

Strong growth in non-powered sector
outdoor, healthy lifestyle.

countless non-powered watercraft


More than **900,000** registered boats

plus as many again paddle craft, SUPs, sailing dinghies



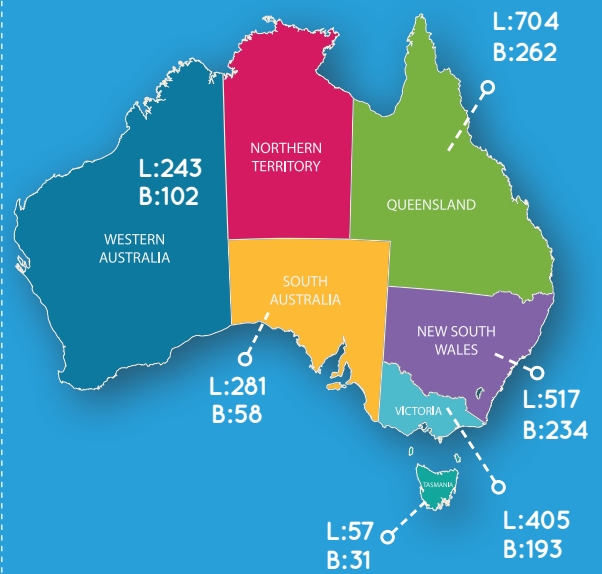
The fleet is growing with **14,500**

new registrations each year



70,000 now registered

PWC are the fastest growing sector of powered vessels



Licences ('000s)

Registered Boats ('000s)

SOURCE: STATE BOATING REGISTRATION AGENCIES, JULY 2018