

The marine industry in Australia by the numbers

2025 Industry data

Turnover in 2024-2025

\$10.2bn




24,500

People employed directly by the industry
+ more than **10,000 contractors** engaged.

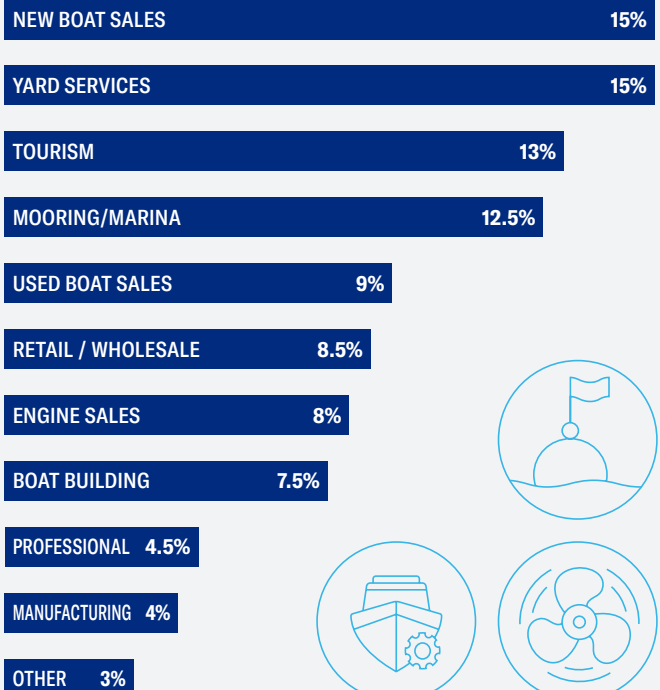


Industry profile by sector

The marine industry covers a broad range of sectors, with yard services, new boat sales, storage and charter operators leading the way.



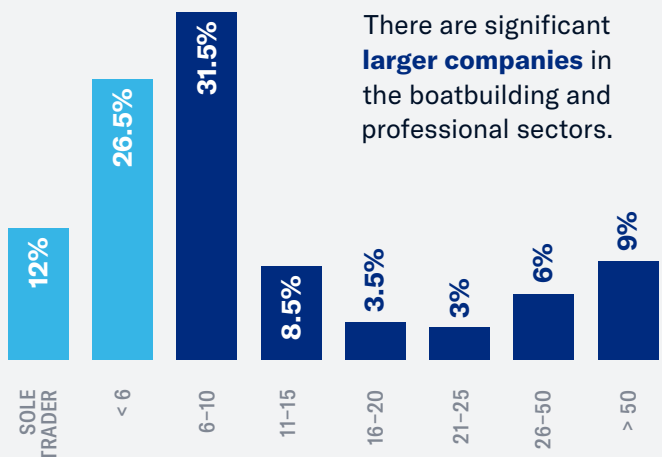
Operating in the **recreational and leisure marine** sectors in Australia.



Industry profile by employment



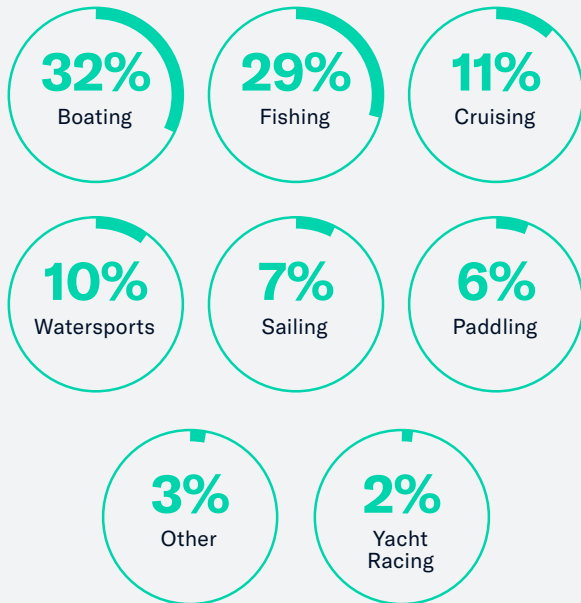
Companies in the marine industry are predominantly smaller businesses, typically employing **less than 10 people**. However, companies employing 20 or more people, account for 25% of the total workforce.



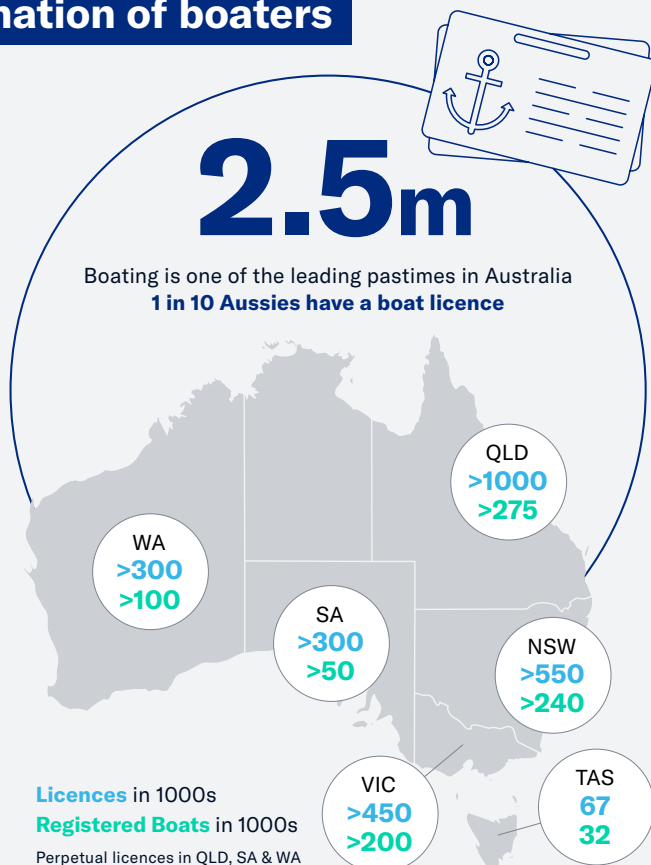
There are significant **larger companies** in the boatbuilding and professional sectors.

Boating activities

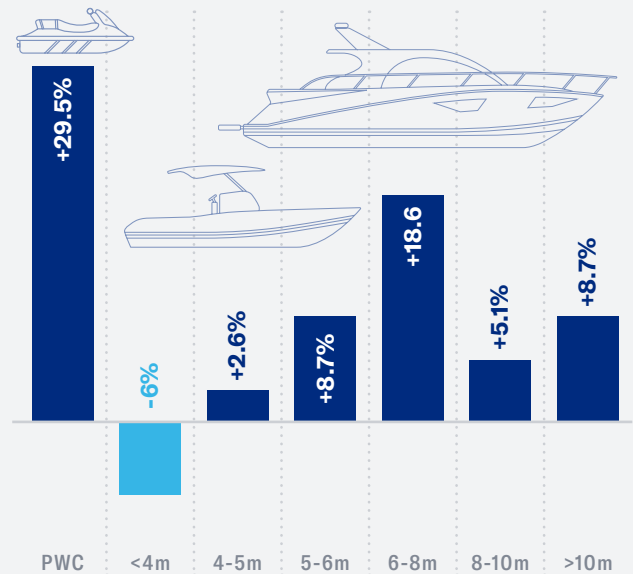
Preferred boating activities



A nation of boaters



Change in length over 5 years

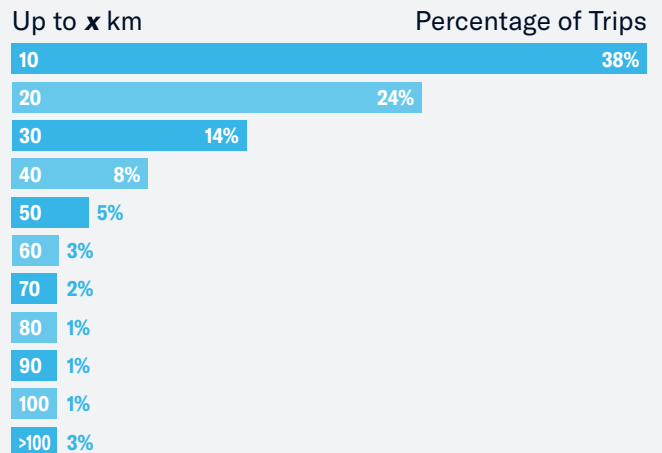


BIA Boating Data

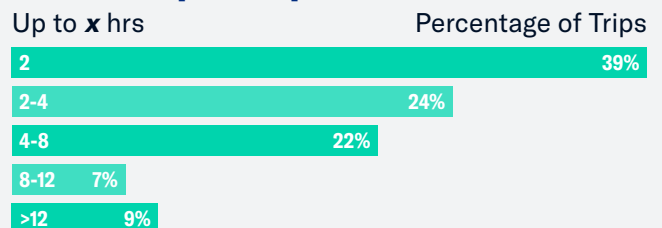
Make data-driven decisions for everyday waterway challenges.

BIA Boating Data powered by DECKEE provides insights about where, when, and how people move around the waterways. By analysing over 6 billion real-time and historical data points, unlock intelligence that can help you achieve economic, safety and environmental outcomes.

Distance per Trip (kms)



Duration per Trip (hrs)



biadata.org.au

Helping you make data-driven decisions
for everyday waterway challenges



SOURCE: BIA STATE OF INDUSTRY SURVEY, AUGUST 2025. DATA HAS BEEN CROSS CHECKED AGAINST OTHER INDUSTRY DATA SOURCES

© Boating Industry Association Ltd • 1300 726 287 • info@bia.org.au